BMJ Publishing Group Limited (BMJ) disclaims all liability and responsibility arising from any reliance placed on this supplemental material which has been supplied by the author(s)

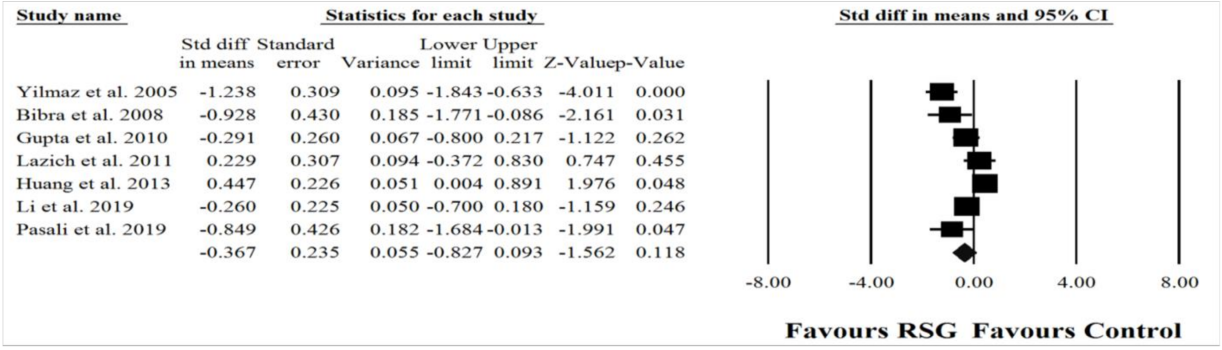

Study name	Std diff in means	Standard error	Variance	Lower limit	Upper limit	Z-Value	p-Value
Yilmaz et al. 2005	-1.238	0.309	0.095	-1.843	-0.633	-4.011	0.000
Bibra et al. 2008	-0.928	0.430	0.185	-1.771	-0.086	-2.161	0.031
Gupta et al. 2010	-0.291	0.260	0.067	-0.800	0.217	-1.122	0.262
Lazich et al. 2011	0.229	0.307	0.094	-0.372	0.830	0.747	0.455
Huang et al. 2013	0.447	0.226	0.051	0.004	0.891	1.976	0.048
Li et al. 2019	-0.260	0.225	0.050	-0.700	0.180	-1.159	0.246
Pasali et al. 2019	-0.849	0.426	0.182	-1.684	-0.013	-1.991	0.047
	-0.367	0.235	0.055	-0.827	0.093	-1.562	0.118

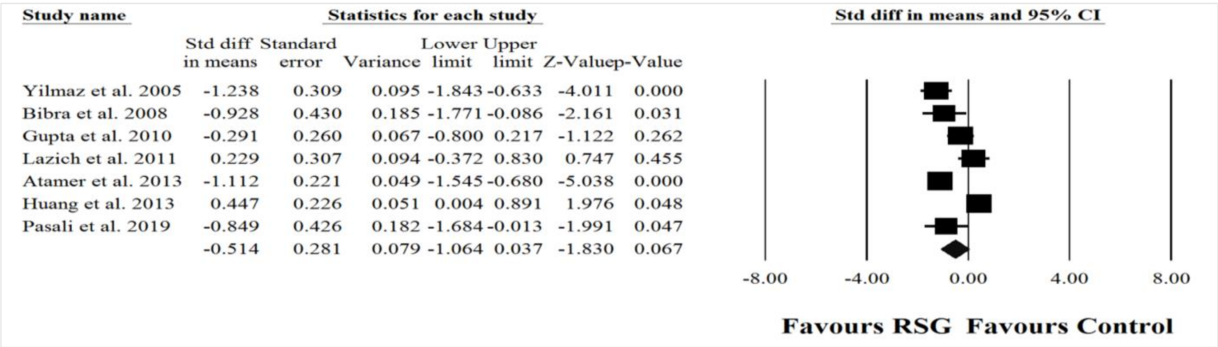

Study name	Std diff in means	Standard error	Variance	Lower limit	Upper limit	Z-Value	p-Value
Yilmaz et al. 2005	-1.238	0.309	0.095	-1.843	-0.633	-4.011	0.000
Bibra et al. 2008	-0.928	0.430	0.185	-1.771	-0.086	-2.161	0.031
Gupta et al. 2010	-0.291	0.260	0.067	-0.800	0.217	-1.122	0.262
Lazich et al. 2011	0.229	0.307	0.094	-0.372	0.830	0.747	0.455
Atamer et al. 2013	-1.112	0.221	0.049	-1.545	-0.680	-5.038	0.000
Huang et al. 2013	0.447	0.226	0.051	0.004	0.891	1.976	0.048
Pasali et al. 2019	-0.849	0.426	0.182	-1.684	-0.013	-1.991	0.047
	-0.514	0.281	0.079	-1.064	0.037	-1.830	0.067

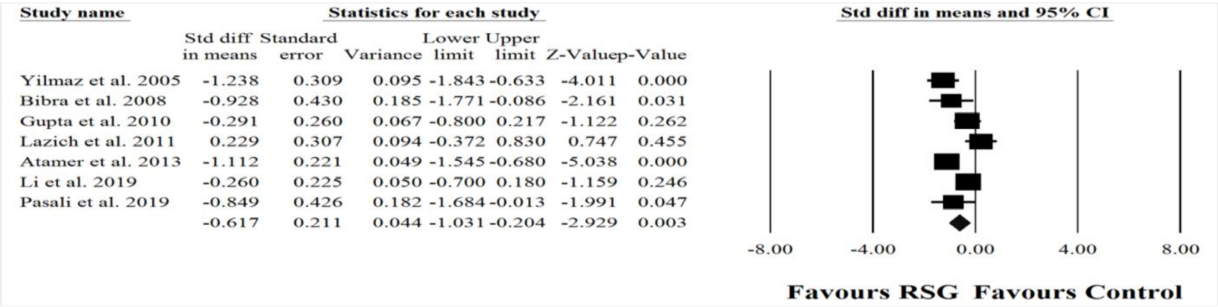

Study name	Std diff in means	Standard error	Variance	Lower limit	Upper limit	Z-Value	p-Value
Yilmaz et al. 2005	-1.238	0.309	0.095	-1.843	-0.633	-4.011	0.000
Bibra et al. 2008	-0.928	0.430	0.185	-1.771	-0.086	-2.161	0.031
Gupta et al. 2010	-0.291	0.260	0.067	-0.800	0.217	-1.122	0.262
Lazich et al. 2011	0.229	0.307	0.094	-0.372	0.830	0.747	0.455
Atamer et al. 2013	-1.112	0.221	0.049	-1.545	-0.680	-5.038	0.000
Li et al. 2019	-0.260	0.225	0.050	-0.700	0.180	-1.159	0.246
Pasali et al. 2019	-0.849	0.426	0.182	-1.684	-0.013	-1.991	0.047
	-0.617	0.211	0.044	-1.031	-0.204	-2.929	0.003

Supplementary figure 1. Leave-one-out sensitivity analyses of the effect of rosiglitazone treatment on circulating MDA level with remove the studies with low quality and the study with a large sample size in subjects with T2D. Meta-analysis was performed using a random-effects.